











# Online Safety: Sites to Cite

<b>Aim:</b> Use technology safely, respectfully and responsibly; recognise acceptable/ unacceptable behaviour; identify a range of ways to report concerns about content and contact in the context of citing the work of others.  To write citations for websites I use for research.	<b>Success Criteria:</b> I can explain why it is important to cite a source.  I can cite a website.  I can follow a citation to access an online source.	<b>Resources:</b> <a href="#">Lesson Pack</a>  Laptops/desktops/tablets with access to the Internet
	<b>Key/New Words:</b> Cite, citation, plagiarism, source, website, bibliography.	<b>Preparation:</b> <a href="#">Cite Your Sites Activity Sheet</a> - one per pair, printed or provided as an editable document on the children's computers  <a href="#">How to Cite Guide</a> - as required

**Prior Learning:** It would be helpful if children have experience of using search engines safely and effectively (covered in Year 4 Online Safety Lesson 2). Children may have looked at plagiarism and how to write a basic citation in Year 4 Online Safety Lesson 3.

## Learning Sequence

	<b>Plagiarism:</b> Ask children to discuss the word 'plagiarism' with a talk partner and ensure children understand the word. Explain that plagiarism is easier than ever now that people put their work online. Children discuss how they would feel if someone copied their work.	
	<b>Sources:</b> Explain the need to use technology respectfully and responsibly by citing the online sources we use in our research and our work. Share and discuss the reasons why it is important to cite your sources. <i>Can children explain why it is important to cite a source?</i>	
	<b>Bibliographies:</b> Display the bibliography on the <a href="#">Lesson Presentation</a> . (You may wish to show examples of these in a real text or online article.) Explain that when people write an information text or article, they must cite their sources and write a bibliography and that there is a special way of doing it. Model how to write a citation for a website.	
	<b>Cite Your Sites:</b> Children work in mixed-ability pairs with access to at least one computer. They choose an animal on the <a href="#">Lesson Presentation</a> to research on a child-friendly search engine or using Safe Search filters. (Alternatively, children can research a topic currently being covered in class.) Children find appropriate websites on their chosen topic and record them on the <a href="#">Cite Your Sites Activity Sheet</a> . (You could provide children with the editable version of this file on their computers so that they can type their citations and copy and paste the web addresses directly. Make sure children save their work.) <i>Can children cite a website?</i>	
	<b>Peer Review:</b> Each pair joins up with another pair. Referring to the <a href="#">How to Cite Guide</a> , children check the citations of another pair and see if they can find the same websites. (If children have recorded their citations on their computer using the editable document, pairs will need to save their work and swap computers.) <i>Can children follow a citation to access a source?</i>	

## Taskit

**Writeit:** Children apply their knowledge of writing citations to create a bibliography for a factual piece of writing or project.

**Actit:** Children role-play or hot-seat how they would feel if they saw their work being used by someone else without their permission and without being cited.

# Guidance for Macros in PowerPoints

We use macros within PowerPoints to increase the interactivity of our presentations. Follow this simple process to get the most out of this resource.

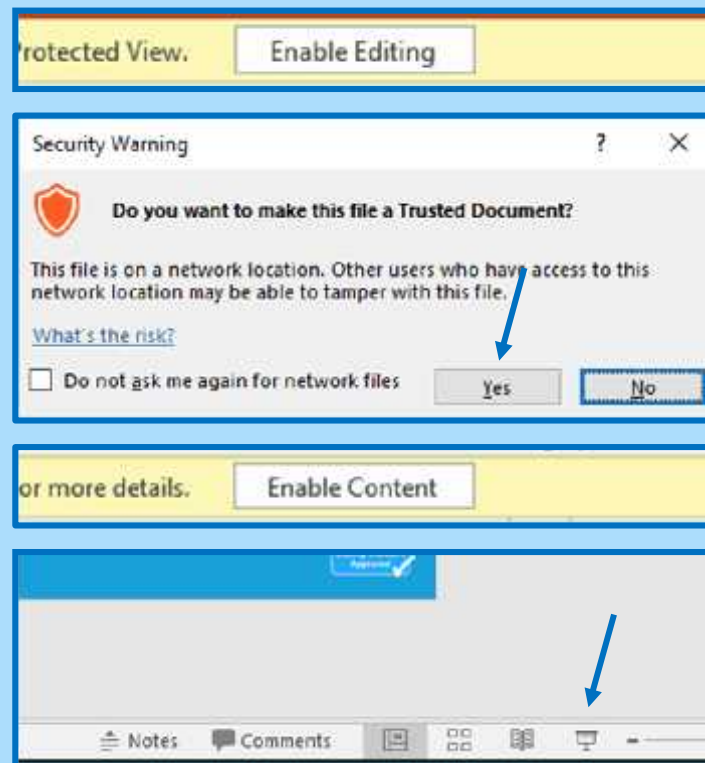
## What to do:


Open the PowerPoint file and enable editing.

A security warning box may appear. Click yes.

Click enable content.

Enter presentation mode (start the slide show).





# Computing

## Online Safety

# Sites to Cite



# Aim

- To write citations for websites I use for research.

# Success Criteria

- I can explain why it is important to cite a source.
- I can cite a website.
- I can follow a citation to access an online source.

# Plagiarism



You might have heard the word **plagiarism** before.

Do you know what it means?

Talk to your partner.



Plagiarism is copying or using someone's work and pretending it is yours.

# Plagiarism



The Internet is a wonderful tool that allows people all over the world to share information and ideas. We can use the Internet to quickly answer questions or learn something new.

However, the same technology that allows this to happen also means that it can be easier than ever to copy something that someone else has worked on.

How would you feel if someone copied your work and said it was theirs? Talk to your partner.

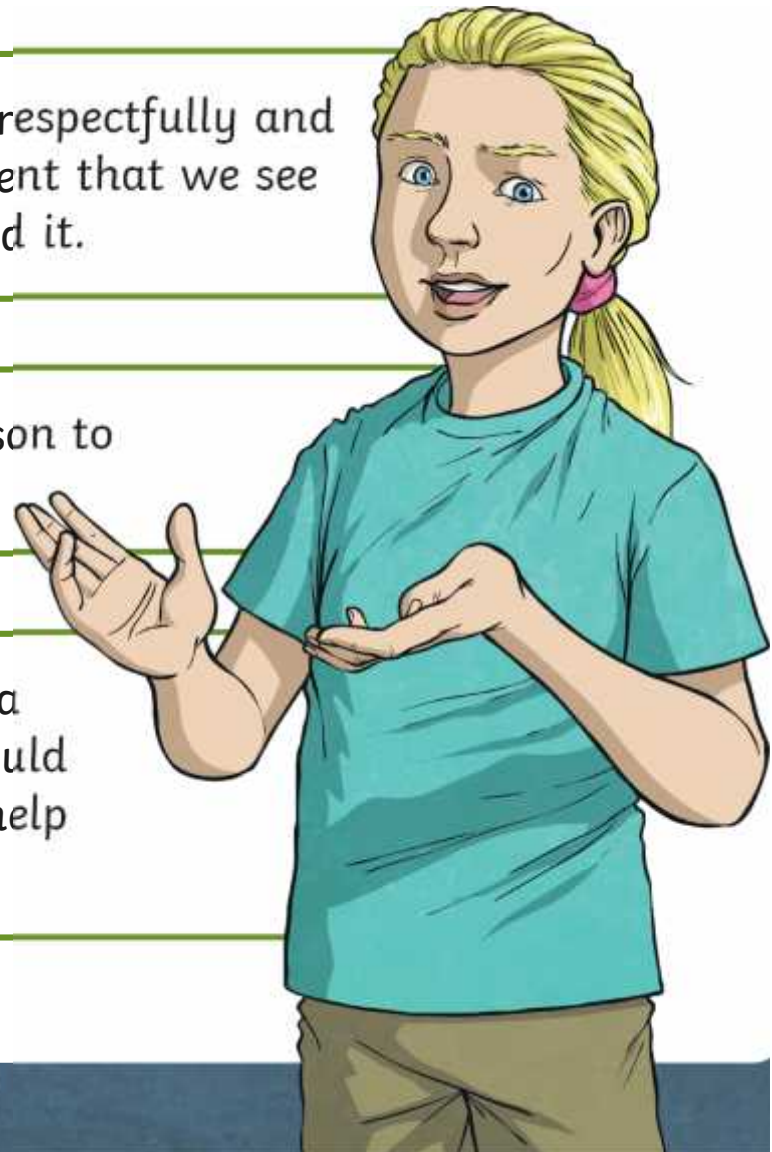


# Sources

It is important that we use technology respectfully and responsibly and recognise that the content that we see online belongs to the person that created it.

Sometimes, you might have a good reason to want to use someone else's work.

For example, you might be working on a project and researching a topic. You would need to find out lots of information to help you with your project.





# Sources

We can make sure that people get the credit they deserve for their work by writing a **citation** to show our sources. By citing a source, people will know who made the original work.



# Sources

Why is it important that we cite our sources?

- Writing a citation means that the creator of the original work will get the credit they deserve.
- Claiming someone else's work as your own is illegal. Citing our sources means we are not breaking the law by pretending that someone else's work belongs to us.
- Citing our sources means that people can see where we got our information from and will show that we haven't just made it up.
- Citing our sources means that anyone who is interested in the topic can refer to the sources themselves to find out more.



# Bibliographies

When people write information texts, they must

National Geographic. (2006). *Plains Zebra*. [online].  
<https://www.nationalgeographic.com/animals/mammals/plains-zebra/> [Accessed 19 May 2018].

Wren, J. (2018). *Wild Animals*. London: Macmillan.


Stefano, L. (2017). *Zebra: Children's Book of Fun Facts about Zebra*. CreateSpace Independent Publishing Platform.



# Bibliographies

To create a citation for a webpage, we write...

1. The name of the writer or company
2. The year it was written, if you can find it (in brackets)
3. The title of the article or page
4. The word [online] in square brackets
5. How to get to it - Available at  
www.abcdefg.com  
Here is how we cite a webpage:
6. When you read it [Accessed 19 May 2018]  
in square brackets



National Geographic. (2006). *Plains Zebra*. [online] Available at:  
<https://www.nationalgeographic.com/animals/mammals/p/plains-zebra/>  
[Accessed 19 May 2018].

# Cite Your Sites



Write citations for each website you use on the **Cite Your Sites Activity Sheet**.

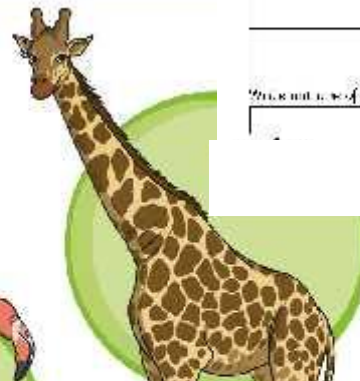
Choose an animal and work with yo

## Cite Your Sites

From research find \_\_\_\_\_  
Use websites to learn about \_\_\_\_\_

Author/Creator	Year	Page Title	[Date]	Web Address	Date You Used It [Month/Day/Year]
			[Date]		
			[Date]		
			[Date]		
			[Date]		

Do not use of your school's name as it search engine in a list "up and g



Remember to use a child-friendly search engine or Safe Search filters.

# Peer Review



Now, work with another pair.  
You are going to check each other's citations.

Swap your **Cite Your Sites** Activity Sheets.

Use the **How to Cite Guide** to check they have followed the rules for citations.

## Cite Your Sites

Form for recording citation information. The table below shows the structure of the form.

Author/Creator	Year	Page No.	Title	URL/Link	Date Accessed (if online)

## How to Cite

To create a citation, we write...

1. The name of the writer or company
2. The year it was written (if you can find it)
3. The title of the article or page
4. The word (online) in square brackets
5. How to get to it - Available at [www.abcd.efg.com](http://www.abcd.efg.com)
6. When you used it [Accessed 19 May 2018] in square brackets.

Here is an example:

National Geographic. (2016). *Pinkus Zebra*. [online] Available at: <https://www.nationalgeographic.com/animals/mammals/p/pinkus-zebra/> [Accessed 19 May 2018].

Can you follow the citation to access the source?

# Aim



- To write citations for websites I use for research.

# Success Criteria

- I can explain why it is important to cite a source.
- I can cite a website.
- I can follow a citation to access an online source.





Aim: To write citations for websites I use for research.				Date:					
				Delivered By:			Support:		
Success Criteria	Me	Friend	Teacher	T	PPA	S	I	AL	GP
I can explain why it is important to cite a source.				Notes/Evidence					
I can cite a website.									
I can follow a citation to access an online source.									
Next Steps									
) _____									
) _____									

T	Teacher	I	Independent
PPA	Planning, Preparation and Assessment	AL	Adult Led
S	Supply	GP	Guided Practice

Aim: To write citations for websites I use for research.				Date:					
				Delivered By:			Support:		
Success Criteria	Me	Friend	Teacher	T	PPA	S	I	AL	GP
I can explain why it is important to cite a source.				Notes/Evidence					
I can cite a website.									
I can follow a citation to access an online source.									
Next Steps									
) _____									
) _____									

T	Teacher	I	Independent
PPA	Planning, Preparation and Assessment	AL	Adult Led
S	Supply	GP	Guided Practice

# Cite Your Sites

I am researching

The websites I have used are:

<b>Writer/Company</b>	<b>Year</b>	<b>Page Title</b>	<b>[Online]</b>	<b>Web Address</b>	<b>Date You Read It [Accessed.....]</b>
			[Online]		
			[Online]		
			[Online]		
			[Online]		
			[Online]		

Write out one of your citations below as it would appear in a bibliography.

# Cite Your Sites

I am researching

The websites I have used are:

Writer/Company	Year	Page Title	[Online]	Web Address	Date You Read It [Accessed.....]
			[Online]		
			[Online]		
			[Online]		
			[Online]		
			[Online]		

Write out one of your citations below as it would appear in a bibliography.

# How to Cite

To create a citation, we write...

1. The name of the writer or company
2. The year it was written (if you can find it)
3. The title of the article or page
4. The word [online] in square brackets
5. How to get to it – Available at [www.abcdefg.com](http://www.abcdefg.com)
6. When you read it [Accessed 19 May 2018] in square brackets

Here is an example:

# How to Cite

To create a citation, we write...

1. The name of the writer or company
2. The year it was written (if you can find it)
3. The title of the article or page
4. The word [online] in square brackets
5. How to get to it – Available at [www.abcdefg.com](http://www.abcdefg.com)
6. When you read it [Accessed 19 May 2018] in square brackets

Here is an example:

Online Safety | Sites to Cite

To write citations for websites I use for research.		
I can explain why it is important to cite a source.		
I can cite a website.		
I can follow a citation to access an online source.		

Online Safety | Sites to Cite

To write citations for websites I use for research.		
I can explain why it is important to cite a source.		
I can cite a website.		
I can follow a citation to access an online source.		

Online Safety | Sites to Cite

To write citations for websites I use for research.		
I can explain why it is important to cite a source.		
I can cite a website.		
I can follow a citation to access an online source.		

Online Safety | Sites to Cite

To write citations for websites I use for research.		
I can explain why it is important to cite a source.		
I can cite a website.		
I can follow a citation to access an online source.		

Online Safety | Sites to Cite

To write citations for websites I use for research.		
I can explain why it is important to cite a source.		
I can cite a website.		
I can follow a citation to access an online source.		

Online Safety | Sites to Cite

To write citations for websites I use for research.		
I can explain why it is important to cite a source.		
I can cite a website.		
I can follow a citation to access an online source.		

Online Safety | Sites to Cite

To write citations for websites I use for research.		
I can explain why it is important to cite a source.		
I can cite a website.		
I can follow a citation to access an online source.		

Online Safety | Sites to Cite

To write citations for websites I use for research.		
I can explain why it is important to cite a source.		
I can cite a website.		
I can follow a citation to access an online source.		